

## TrueDRY™ DR65



### Ventilating Dehumidification System

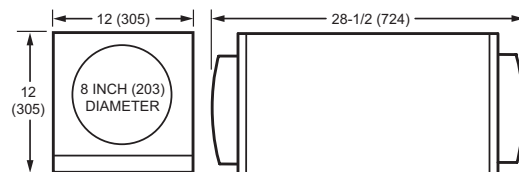
#### SPECIFICATION DATA

#### DR65 Capacities and Performance

<b>Part Number:</b>	DR65
<b>Blower:</b>	160 CFM @ 0.0 in. WG 100 CFM @ 0.6 in. WG
<b>Supply Voltage:</b>	120 VAC; 60 Hz.
<b>Amps:</b>	5.2 A
<b>Power transformer to R/C terminals:</b>	24 VAC, 0.85A
<b>Energy performance:</b>	2.22 liters (4.7 pints) per kilowatt hour (KWH)
<b>Refrigerant:</b>	R-410A
<b>Operating Temp Range (outside cabinet):</b>	34 – 135 °F (1.1 – 57.2 °C)
<b>Capacity:</b>	21 pints/day (60 °F [15.6 °C], 60 %RH) 42 pints/day (70 °F [21.1 °C], 60 %RH) 65 pints/day (80 °F [26.7 °C], 60 %RH)
<b>Coverage:</b>	Up to 1800 sq. ft.
<b>Duct Connections:</b>	8 in. Round Inlet 8 in. Round Outlet (ABS Plastic)
<b>Filter Efficiency:</b>	Standard MERV-11
<b>Drain Connection:</b>	3/4 in. threaded female NPT, with attached 3/4 in. threaded male NPT
<b>Dimensions (See Fig. 1):</b>	Width: 12 in. Height: 12 in. Length: 28-1/2 in. (with collars) Weight: 55 lbs (25 Kg)
<b>Shipping Specs</b>	Width: 15 in. Height: 16 in. Length: 31 in. (with collars) Weight: 65 lbs (30 Kg)
<b>Optional Parts</b>	Compressor overload: 50049537-001 Compressor relay DPDT 24 VAC, 30A: 50049537-002 Run capacitor, 35 MFD: 50049537-003 8-in. Duct Collar: 50049537-004 Filter: 50049537-005 Fan: 50033205-004 Fan relay, SPDT, 24 VAC, 15A: 50035445-011 Transformer 120/24 VAC, 40VA: 50035445-013

**ETL Listed. Energy Star Rated. Conforms to UL Std. 474.**

**For more information call 1-800-468-1502 or visit our website at [customer.honeywell.com](http://customer.honeywell.com).**



M29763

Fig. 1. Dimensions in in. (mm).

The Honeywell TrueDRY DR65 ensures the home is maintained at proper humidity levels through its high performance and efficiency.

- Remove up to 65 pints (30.8 L) of water per day from the indoor air
- LED light interface
- No additional wiring to an external control
- Air Filtration

#### Dehumidification

The TrueDRY DR65 dehumidifier utilizes refrigeration and internal air circulation to cool the incoming air stream below its dew point. This cooled and drier air is used to pre-cool the incoming air stream resulting in a significant increase in overall efficiency.

After helping to cool the incoming air, the processed air is reheated by passing through the condenser coil. The heat removed by the evaporator coil is returned to the air stream, resulting in an overall temperature increase to the processed air.

The TrueDRY DR65 is controlled by a variety of 24 volt remote wired controls.

#### LED light interface

Feedback on operation and maintenance provided via intuitive on-board LED light interface.

#### No additional wiring to an external control

Built-in humidity control requires no additional wiring to an external control. Just plug in and go! Choice of external control options also available for centrally ducted control

#### Air Filtration

The TrueDRY DR65 includes air filtration to keep the DR65's condenser coils clean. A MERV-11 media filter is standard.

**Dimensions:** 1 in. (D) x 9 in. (H) x 11 in. (W)

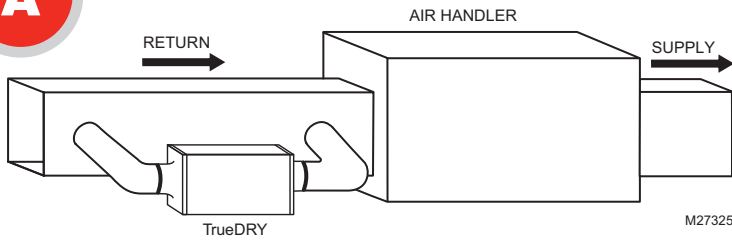


68-3079-01

# Installation Recommendations and Options

**A**

## Main Return to Main Return

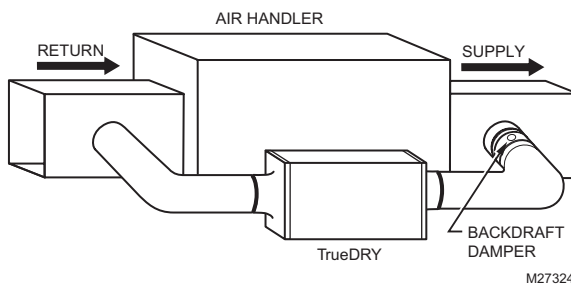


Ideal when...

- Running TrueDRY DR65 with A/C operation.
- Minimizing discharge air temperature (DAT) increase is preferred.
- Space dictates.

**B**

## Main Return to Main Supply

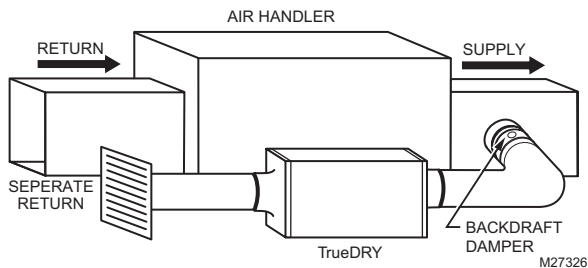


Ideal when...

- Running TrueDRY DR65 opposite A/C operation.
- Running with A/C operation requires damper on the exhaust port to minimize backdraft when TrueDRY DR65 is not on but A/C is.
- Minimizing DAT increase is preferred.
- Space dictates.

**C**

## Dedicated Return to Main Supply

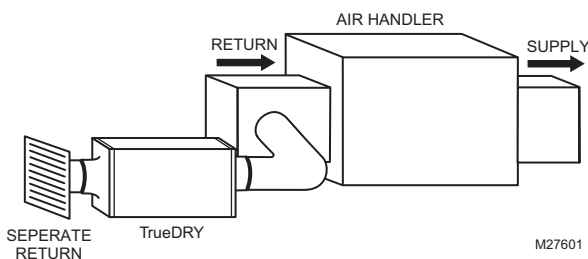


Ideal when...

- Drying a specific area of the house.
- Running with A/C operation requires backdraft damper on the exhaust port to minimize backdraft when TrueDRY DR65 is not on but A/C is.
- Minimizing DAT increase is preferred.

**D**

## Dedicated Return to A/C Return




Ideal when...

- Running TrueDRY DR65 with A/C operation.
- Drying a specific area of the house.
- Minimizing DAT increase is preferred.

**E**

## Unducted



Ideal when...

- Drying a specific conditioned or unconditioned area, such as attic, basement, or crawl space.
- Balanced dehumidification is needed without ventilation.
- Minimizing DAT is not a concern.

### Automation and Control Solutions

Honeywell International Inc.  
1985 Douglas Drive North  
Golden Valley, MN 55422

Honeywell Limited-Honeywell Limitée  
35 Dynamic Drive  
Toronto, Ontario M1V 4Z9

<http://customer.honeywell.com>

© U.S. Registered Trademark.  
© 2010 Honeywell International Inc.  
68-3079-01 M.S. 11-10  
Printed in U.S.A.

**Prestige Climatisation**  
VENTE - SERVICE - INSTALLATION  
**(514) 424-4404**